


# eGo ONE

## Notice for Use:

Thank you for choosing Joyetech! Please read this manual carefully before use to ensure proper usage. If you require any additional information or have any questions about the product or its use, please consult your local Joyetech agent, or visit our website at [www.joyetech.com](http://www.joyetech.com).

## Product Introduction:

Petite yet powerful, eGo ONE is the ONE device made for everyone. The eGo ONE stands out from other different types of e-cig products on the market in part due to the unique design and functionality. The innovative design of the eGo ONE uses two types of changeable atomizer heads. Having one atomizer head at a 1ohm, which is intended for mouth inhalers who seek the sensation of taking a puff of an analog cigarette, and another at 0.5 sub-ohm, for those seeking an effortless loose draw for huge cloud production.

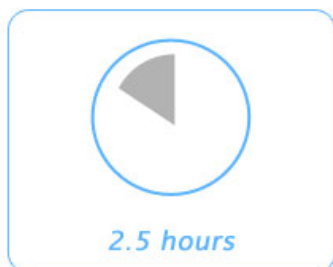


## Instructions for Use:

**Power on and off:** Press the button 5 times in quick succession, the button light will flash 5 times to indicate eGo ONE is ready for use. In the same way, eGo ONE will be powered off after 5 presses.

**Vaping:** Press the button and inhale or vape. When the button is held down, the button light will be on.

**Charging:** Simply charge eGo ONE by connecting it with a computer or a 1 Amp wall adapter via USB cable. When it's fully charged, the button light will go out.



1 A wall adaptor

When charging with a 1 Amp wall adapter the eGo One will be fully charged in 2.5 hours

## E-juice filling:

Screw off the atomizer tube from the atomizer base and inject the liquid directly into the cambered slot. (NOTE: When you unscrew the eGo ONE base from the atomizer tube, the atomizer head may become loose, so remember to tighten it before you re-screw the atomizer base on the tube.)



## Atomizer Head Replacement

The eGo ONE comes with 2 atomizer head replacements:

eGo ONE CL 1.0Ω Head



eGo ONE CL 0.5Ω Head



AND

eGo ONE CL 1.0ohm is especially suitable for mouth to lung inhale. It mimics the feeling of taking a puff of a real cigarette. With its tighter draw, it is perfect for people who want the sensation of a real cigarette.

eGo ONE CL 0.5ohm is especially suitable for mouth to lung inhale or direct lung inhale. The sub ohm coil can easily create huge vapor production. With its loose draw, it is perfect for any cloud chasing enthusiast.

### Replacement Instructions:

- 1 - Choose the atomizer head which suits your preference.
- 2 - Unscrew the atomizer head to detach it from the base.
- 3 - Screw in the new or clean atomizer replacement. Make sure the new or cleaned atomizer head is screwed into the base tightly to prevent leaking and provide a secure connection.

(NOTE: Please do not wash the atomizer head with water. Simply scrub it with alcohol cotton or clean dry cloth.)

eGo ONE CLR 1.0Ω or .5Ω Head



The CLR Atomizer Head is a newly designed atomizer head made for the eGo One. Compared to the traditional eGo One CL atomizer heads, the "R" stands for Reusable, Rewickable, and Rebuildable. The CLR features a unique body design, allowing users to conveniently replace the cotton and customize the coil resistance and juice flow to their preference. Organic cotton is used for wicking material of the CLR, which provides robust flavor output.



### Adjustable Airflow:

Rotating the ring on the atomizer base clockwise to decrease the air intake, and counterclockwise to enlarge the air intake.



### Safety Features:

#### Short circuit protection:

1. When the battery charge is low, eGo one will stop functioning. Please charge the battery to reactivate.
2. When a short circuit occurs before firing, the button light flashes for 5 times and then powers off.
3. When a short circuit occurs while firing, the button light flashes for 3 times before it resets

**Atomizer protection:** eGo one has a 15 second run time protection. The light will flash 10 times if the button is pressed for more than 15 second.

**Low voltage protection:** When the battery voltage is less than 3.3V, the button light flashes for 40 times and the device power-off.

### Resistance examination:


1. When the resistance at the output end is  $>5\text{ohm}$ , the light flashes slowly if you press the button.
- 2, When the resistance at the output end is  $<0.3\text{ohm}$ , the light flashes quickly for 5 times, suggesting low output or potential short circuit.

### Battery display function:

The light will flash slowly or stay lit when battery quantity is high, on the contrary, the light flashes in frequency.

The battery light flashes red when charging or connecting with USB, and goes out in five seconds when it is fully charged.

Battery Quantity	Light Condition
60%-100%	Stay lit
30%-59%	Slowly flashes
10%-29%	Moderately flashes
0-9%	Flashes in frequency



#### Cautions:

- 1, You need to choose suitable battery which matches eGo ONE sub coil.
- 2, You' d better keep eGo ONE power-off when taking along without use.
- 3, Try not to press the button if eGo ONE is not in use.
- 4, Only have your eGo ONE repaired by Joyetech. Do NOT attempt to repair it on your own as it may lead to further damage to the item and/or personal injury.
- 5, eGo ONE should be operated in dry conditions between temperatures of -10°C(14°F) to 60°C(140°F) and charged between 0°C(32°F) to 45°C(113°F).
- 6, eGo ONE is designed with authentic Joyetech components. Applying eGo ONE with unauthorized components may cause the device to function improperly and/or lead to damage.

7 | eGo ONE |

#### Warranty

Please consult your Joyetech product warranty card. We are not responsible for any damages caused by human error. Our warranty is not available for products purchased from third party vendors.

Joyetech agrees to provide repair under warranty pursuant to the following terms and conditions:

1. This warranty provides repair free of charge for defective Joyetech brand merchandise. Warranty period is 90 days from date of purchase by the end user.
2. This warranty may be void as a result of any of the following conditions:  
\* Customer does not provide warranty card and original receipt of purchase.

| eGo ONE IS

- \* Merchandise failure or damage is caused due to improper use or unauthorized repair.
- \* Merchandise failure or damage as a result of excessive force such as dropping.
- \* Merchandise failure or damage as a result of usage outside of recommended operating conditions (see precautions in usage manual).
- \* Merchandise failure or damage caused by improper use of water or other liquid (see usage manual for operating instructions).
- \* Merchandise failure or damage due to usage with non-Joyetech components (charger, battery, and power cable).

3. This warranty does not cover personal items or consumable goods and attachments, including but not limited to: mouthpiece, cartridge, atomizer head, lanyard, and leather sheath.

9 | eGo ONE |

4. This warranty does not cover any non-Joyetech brand products. This warranty is only valid for eligible Joyetech brand products during the warranty period of 90 days after date of purchase as indicated on proof of purchase.

Joyetech reserves the right of final decision in all warranty cases. Joyetech may interpret and revise the content of this warranty terms.

Joyetech (Shenzhen) Electronics Co., Ltd.  
Email: info@joyetech.com

| eGo ONE